

# LIFT™ Pallet Design Sheet

Company: \_\_\_\_\_  
 Contact: \_\_\_\_\_  
 Phone: \_\_\_\_\_ Fax: \_\_\_\_\_ Item ID \_\_\_\_\_

### Pallet Dimensions:

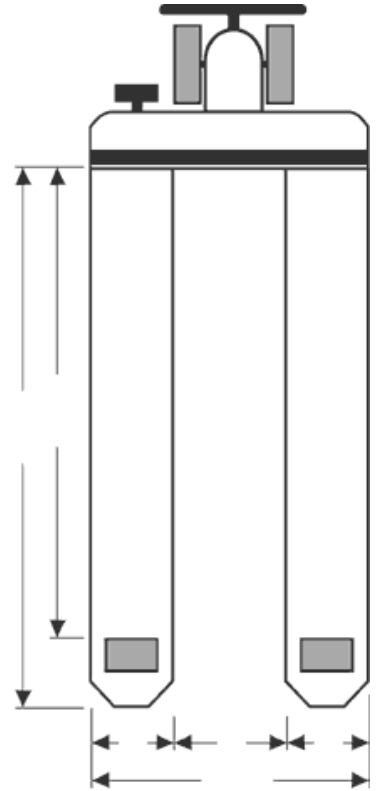
Runner Length: \_\_\_\_\_ Runner Width: \_\_\_\_\_  
 Way of Entry: \_\_\_\_\_  
 Height: \_\_\_\_\_  
 No. Of Runners:     2     3     4     more  
 Type Of Entry:         2 Way     4 Way  
 Floor Jack Holes:         Yes     No  
 Banding Slots:             Yes     No  
 Racking System:         Yes     No  
 Coatings: \_\_\_\_\_

### Unit Dimensions of Stacked Items

Unit Length \_\_\_\_\_  
 Unit Width \_\_\_\_\_  
 Unit Height \_\_\_\_\_  
 Unit Weight \_\_\_\_\_  
 # Units Wide \_\_\_\_\_  
 # Units Long \_\_\_\_\_  
 # Units High \_\_\_\_\_  
 Total Weight \_\_\_\_\_

### Floor Jack Dimensions

If using a floor jack, fill out dimensions




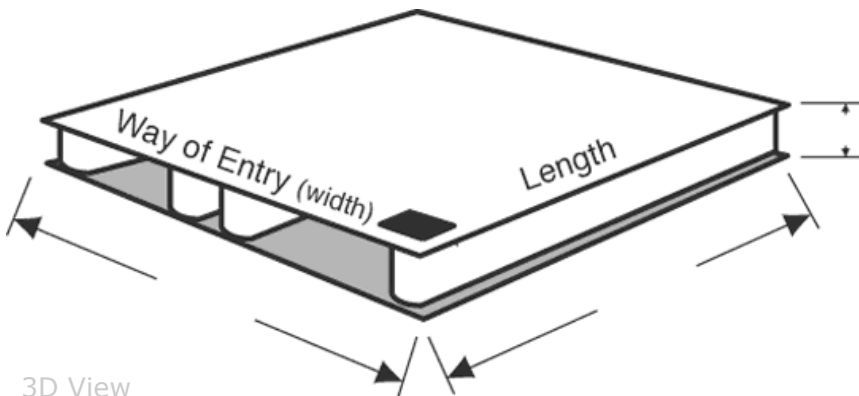
Stacked Pallets:    Yes    No                    If yes, number high? \_\_\_\_\_  
 Load Stabilizer:    Yes    No                    If yes, customer installed?    Yes    No  
 How are the units secured to the Pallets:            Banded    Stretch Film

Customer Product Description: \_\_\_\_\_

### Sketch the unit's placement on the pallet

Top Deck Composition \_\_\_\_\_

Bottom Deck Composition \_\_\_\_\_



3D View

Top View

